

Extruded With Metal End Plates (1455 Series)



Clear Anodized Version
(Open View)



Black Anodized Version
(Assembled View)

KEY FEATURES

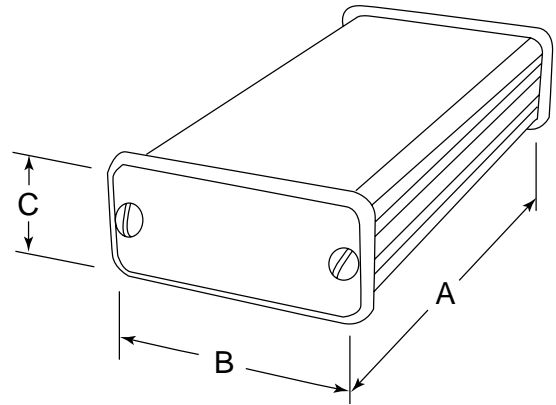
- Designed to house P.C. boards or for equipment interfacing.
- P.C. boards mount horizontally by sliding into internal slots extruded into the enclosure body.
- Visit our web site for drawings of these extrusions for complete detail by part number.
- Rugged body constructed from extruded aluminum with a minimum thickness of .06" (1.5 mm).
- Extruded body includes a sliding removable "belly" plate - except in the smaller "C" sizes (ie: 1455C801 & 1455C1201)
- Available in a clear or black anodized finish.
- Includes two aluminum end panels (matched to aluminum body finish) and two black plastic bezels. These plastic bezels can be optionally installed to create a modern look.
- Hardware and self-adhesive rubber feet included.
- Replacement screws for clear anodized version - **1455MS100** - Package of 100
- Replacement screws for black anodized version - **1455MS100BK** - Package of 100



Metal

Extruded With Metal End Plates (1455 Series)

Part Number		Units	Dimensions		
Clear Anodized	Black Anodized		A	B	C
1455C801	1455C801BK	inch mm	3.15 80	2.125 54	0.91 23
1455C1201	1455C1201BK	inch mm	4.72 120	2.125 54	0.91 23
1455J1201	1455J1201BK	inch mm	4.72 120	3.07 78	1.06 27
1455K1201	1455K1201BK	inch mm	4.72 120	3.07 78	1.69 43
1455L1201	1455L1201BK	inch mm	4.72 120	4.06 103	1.20 30.5
1455N1201	1455N1201BK	inch mm	4.72 120	4.06 103	2.09 53
1455J1601	1455J1601BK	inch mm	6.30 160	3.07 78	1.06 27
1455K1601	1455K1601BK	inch mm	6.30 160	3.07 78	1.69 43
1455L1601	1455L1601BK	inch mm	6.30 160	4.06 103	1.20 30.5
1455N1601	1455N1601BK	inch mm	6.30 160	4.06 103	2.09 53
1455R1601	1455R1601BK	inch mm	6.30 160	6.30 160	1.20 30.5
1455T1601	1455T1601BK	inch mm	6.30 160	6.30 160	2.10 51.5
1455L2201	1455L2201BK	inch mm	8.66 220	4.06 103	1.20 30.5
1455N2201	1455N2201BK	inch mm	8.66 220	4.06 103	2.09 53
1455R2201	1455R2201BK	inch mm	8.66 220	6.30 160	1.20 30.5
1455T2201	1455T2201BK	inch mm	8.66 220	6.30 160	2.10 51.5



Accessory Flange Kits



- Designed to convert the enclosures where shelf or wall mounting is required.
- Flanges are .064" (1.6mm) thick aluminum foot "L" brackets and attach to each end, replacing the plastic and/or aluminum end panels. Finish available in both clear & black to match enclosure.
- Sold in pairs.

Part Number		Use with Series	Units	Dimensions	
Clear Anodized	Black Anodized			Height	Width
1455CF	1455CFBK	1455C	inch mm	1.24 32	2.125 54
1455JF	1455JFBK	1455J	inch mm	1.39 35	3.07 78
1455KF	1455KFBK	1455K	inch mm	2.02 51	3.07 78
1455LF	1455LFBK	1455L	inch mm	1.53 39	4.06 103
1455NF	1455NFBK	1455N	inch mm	2.42 62	4.06 103
1455RF	1455RFBK	1455R	inch mm	1.53 39	6.30 160
1455TF	1455TFBK	1455T	inch mm	2.43 62	6.30 160

Metal




CANADA
Guelph, Ontario (519) 822-2960
St. Laurent, Quebec (514) 343-9010
USA
Cheektowaga, NY (716) 651-0086

www.hammondmfg.com

EUROPE
Basingstoke, UK +44 1256 812812

AUSTRALASIA
Queenstown, SA, Australia +61 8 8240 2244

Extruded With Plastic End Panels (1455 Series)



Clear Anodized Version
(Open View)



Black Anodized Version
(Assembled View)

KEY FEATURES

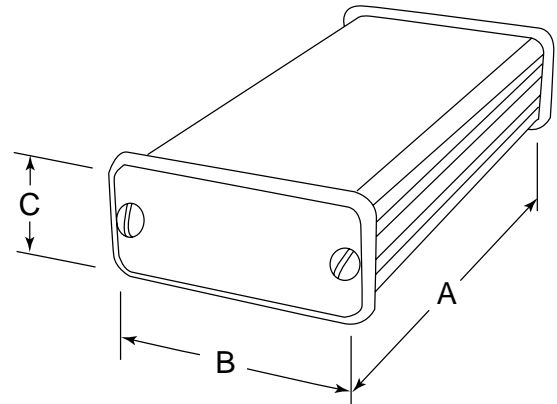
- Designed to house P.C. boards or for equipment interfacing.
- P.C. boards mount horizontally by sliding into internal slots extruded into the enclosure body.
- Visit our web site for drawings of these extrusions for complete detail by part number.
- Rugged body constructed from extruded aluminum with a minimum thickness of .06" (1.5 mm).
- Extruded body includes a sliding removable "belly" plate - except in the smaller "C" sizes (ie: 1455C802 & 1455C1202)
- Available in a clear or black anodized finish.
- Includes two easy to machine, black solid ABS plastic end panels. Panels are one piece with integral bezel.
- Hardware and self-adhesive rubber feet included.
- Replacement screws for clear anodized version - **1455MS100** - Package of 100
- Replacement screws for black anodized version - **1455MS100BK** - Package of 100



Metal

Extruded With Plastic End Panels (1455 Series)

Part Number		Units	Dimensions		
Clear Anodized	Black Anodized		A	B	C
1455C802	1455C802BK	inch mm	3.15 80	2.125 54	0.91 23
1455C1202	1455C1202BK	inch mm	4.72 120	2.125 54	0.91 23
1455J1202	1455J1202BK	inch mm	4.72 120	3.07 78	1.06 27
1455K1202	1455K1202BK	inch mm	4.72 120	3.07 78	1.69 43
1455L1202	1455L1202BK	inch mm	4.72 120	4.06 103	1.20 30.5
1455N1202	1455N1202BK	inch mm	4.72 120	4.06 103	2.09 53
1455J1602	1455J1602BK	inch mm	6.30 160	3.07 78	1.06 27
1455K1602	1455K1602BK	inch mm	6.30 160	3.07 78	1.69 43
1455L1602	1455L1602BK	inch mm	6.30 160	4.06 103	1.20 30.5
1455N1602	1455N1602BK	inch mm	6.30 160	4.06 103	2.09 53
1455R1602	1455R1602BK	inch mm	6.30 160	6.30 160	1.20 30.5
1455T1602	1455T1602BK	inch mm	6.30 160	6.30 160	2.10 51.5
1455L2202	1455L2202BK	inch mm	8.66 220	4.06 103	1.20 30.5
1455N2202	1455N2202BK	inch mm	8.66 220	4.06 103	2.09 53
1455R2202	1455R2202BK	inch mm	8.66 220	6.30 160	1.20 30.5
1455T2202	1455T2202BK	inch mm	8.66 220	6.30 160	2.10 51.5



Accessory Flange Kits



- Designed to convert the enclosures where shelf or wall mounting is required.
- Flanges are .064" (1.6mm) thick aluminum foot "L" brackets and attach to each end, replacing the plastic and/or aluminum end panels. Finish available in both clear & black to match enclosure.
- Sold in pairs.

Part Number		Use with Series	Units	Dimensions	
Clear Anodized	Black Anodized			Height	Width
1455CF	1455CFBK	1455C	inch mm	1.24 32	2.125 54
1455JF	1455JFBK	1455J	inch mm	1.39 35	3.07 78
1455KF	1455KFBK	1455K	inch mm	2.02 51	3.07 78
1455LF	1455LFBK	1455L	inch mm	1.53 39	4.06 103
1455NF	1455NFBK	1455N	inch mm	2.42 62	4.06 103
1455RF	1455RFBK	1455R	inch mm	1.53 39	6.30 160
1455TF	1455TFBK	1455T	inch mm	2.43 62	6.30 160

Metal



CANADA
Guelph, Ontario (519) 822-2960
St. Laurent, Quebec (514) 343-9010
USA
Cheektowaga, NY (716) 651-0086

www.hammondmg.com

EUROPE
Basingstoke, UK +44 1256 812812

AUSTRALASIA
Queenstown, SA, Australia +61 8 8240 2244